



Model 55

Category Benefits

- Food waste is ground into particles and flushed away in seconds
- Clean, hygienic, convenient and simple to use
- Easy method to manage food waste in the home, saving you time and helping to minimise trips to the outside dustbin
- Permanent in-house solution that is compact and sits under the sink without taking up valuable storage
- Easy to install into new or existing kitchens and can be fitted to most sinks
- Environmentally responsible, helping reduce the amount of waste that goes to landfill sites

Features

- 1-stage grind technology
- High-torque Dura-Drive™ induction motor
- 3 Year guarantee
- Stainless steel grind elements
- Continuous feed
- Overload protection
- Quick Lock® mounting assembly for faster, easier installation
- Air switch accessory available

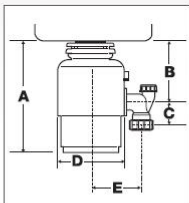
Sample Specification

Food waste disposer(s) shall be InSinkErator® Model 55 with 1-stage grind technology, .55 hp motor and stainless steel grind elements.

Guarantee: 3 Year parts and service.

The complete InSinkErator guarantee is included in the Care & Use Booklet packed with each unit.

Dimensions (mm)



Model 55			
A	318	D	173
B	168	E	131
C	64		

InSinkErator reserves the right to change product specifications without prior notice. The disposer described in this leaflet is for household use; usage in commercial situations is not covered by warranty.

Specifications

Type of Feed	Continuous
On/Off Control	Wall Switch
Motor	Single Phase
Time Rating	Intermittent
Lubrication	Permanently Lubricated Upper & Lower Bearings
Shipping Weight (Approx.)	7.2 kg
Overall Height	318 mm
Grind Technology	1-Stage Grind Technology

Grind Chamber Capacity	980 ml
Motor Protection	Manual Reset Overload
Average Water Usage	Approximately 4.0 L per Person per Day
Average Electrical Usage	3-4 KWH per Annum
Drain Connection	1-1/2" (3.81 cm)
Dishwasher Drain Connection	Yes

Volts/Hz	HP	RPM	Average Load
120V, 60 Hz	.55	1725	7.1 A
220-240V, 50 Hz	.55	1425	370 W
220-240V, 60 Hz	.55	1725	370 W



Model 65

Category Benefits

- Food waste is ground into particles and flushed away in seconds
- Clean, hygienic, convenient and simple to use
- Easy method to manage food waste in the home, saving you time and helping to minimise trips to the outside dustbin
- Permanent in-house solution that is compact and sits under the sink without taking up valuable storage
- Easy to install into new or existing kitchens and can be fitted to most sinks
- Environmentally responsible, helping reduce the amount of waste that goes to landfill sites

Features

- 20% quieter than standard Model 45
- 1-stage grind technology
- Auto-reverse grinding action
- High-torque Dura-Drive™ induction motor
- Built-in air switch in chrome and brushed steel
- 4 Year guarantee
- Stainless steel grind elements
- Continuous feed
- Overload protection
- Quick Lock® mounting assembly for faster, easier installation

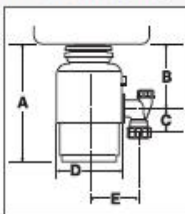
Sample Specification

Food waste disposer(s) shall be InSinkErat0r® Model 65 with 1-stage grind technology, .65 hp motor, auto-reverse grind system, stainless steel grind elements and built-in air switch with chrome and brushed steel options.

Guarantee: 4 Year parts and service.

The complete InSinkErat0r guarantee is included in the Care & Use Booklet packed with each unit.

Dimensions (mm)



Model 65			
A	318	D	185
B	168	E	131
C	64		

InSinkErat0r reserves the right to change product specifications without prior notice. The disposer described in this leaflet is for household use; usage in commercial situations is not covered by warranty.

Specifications

Type of Feed	Continuous	Grind Technology	1-Stage Grind Technology
On/Off Control	Wall Switch or Built-In Air Switch	Sound Technology	Quiet Sink Baffle Sound Insulation
Motor	Single Phase	Grind Chamber Capacity	980 ml
Reversing	Auto-Reverse Grind System	Motor Protection	Manual Reset Overload
Time Rating	Intermittent	Average Water Usage	Approximately 4.0 L per Person per Day
Lubrication	Permanently Lubricated Upper & Lower Bearings	Average Electrical Usage	3-4 KWH per Annum
Shipping Weight (Approx.)	8.2 kg	Drain Connection	1-1/2" (3.81 cm)
Overall Height	318 mm	Dishwasher Drain Connection	Yes

Volts/Hz	HP	RPM	Average Load
120V, 60 Hz	.65	1725	8.1 A
220-240V, 50 Hz	.65	1425	405 W
220-240V, 60 Hz	.65	1725	405 W



Evolution® 100



Category Benefits

- Food waste is ground into particles and flushed away in seconds
- Clean, hygienic, convenient and simple to use
- Easy method to manage food waste in the home, saving you time and helping to minimise trips to the outside dustbin
- Permanent in-house solution that is compact and sits under the sink without taking up valuable storage
- Easy to install into new or existing kitchens and can be fitted to most sinks
- Environmentally responsible, helping reduce the amount of waste that goes to landfill sites

Features

- Evolution quiet technology - 40% quieter than standard Model 45
- Evolution 2-stage grind technology
- Auto-reverse grinding action
- High-torque Dura-Drive™ induction motor
- Built-in air switch in chrome and brushed steel
- Compact design
- 5 Year guarantee
- Stainless steel grind elements
- Overload protection
- Quick Lock® mounting assembly for faster, easier installation

Sample Specification

Food waste disposer(s) shall be InSinkErator® Model Evolution 100 with 2-stage grind and quiet technologies, .75 hp (110-120V) or .70 hp (220-240V) motor, auto-reverse grind system, stainless steel grind chamber, grinding elements and built-in air switch with chrome and brushed steel options.

Guarantee: 5 Year parts and service.

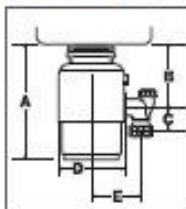
The complete InSinkErator guarantee is included in the Care & Use Booklet packed with each unit.

Batch feed operation



For those who prefer the on/off switch built right into the disposer cover, InSinkErator offers the cover control accessory. It's just right for efficient batch feed operation. (Not available in all markets)

Dimensions (mm)



Evolution 100			
A	312	D	205
B	171	E	168
C	64		

InSinkErator reserves the right to change product specifications without prior notice. The disposer described in this leaflet is for household use; usage in commercial situations is not covered by warranty.

Specifications

Type of Feed	Continuous	Sound Technology	Anti-Vibration Mounting and Tailpipe
On/Off Control	Wall Switch or Built-In Air Switch		Quiet Sink Baffle
Motor	Single Phase		Multi-Layer Sound Insulation
Reversing	Auto-Reverse Grind System		Stainless Steel Strainer Basket and Plug
Time Rating	Intermittent	Grind Chamber Capacity	1005 ml
Lubrication	Permanently Lubricated Upper & Lower Bearings	Motor Protection	Manual Reset Overload
Shipping Weight (Approx.)	8.8 kg	Average Water Usage	Approximately 4.0 L per Person per Day
Unit Finish	Black Enamel Gray TEN-1706	Average Electrical Usage	3-4 KWH per Annum
Overall Height	312 mm	Drain Connection	1-1/2" (3.81 cm) Anti-Vibration (Hose Clamp)
Grind Technology	2-Stage Grind Technology	Dishwasher Drain Connection	Yes

Volts/Hz	HP	RPM	Average Load
120V, 60 Hz	.75	1725	8.1 A
220-240V, 50 Hz	.70	1425	380 W
220-240V, 60 Hz	.70	1725	380 W

La innovación en su cocina

- Trituradores de desperdicios de comida
- Dispensadores de agua caliente

